

# Capital market assumptions survey: response summary

Research Note | February 2023

Cynthia Balloch, Barbara McEvelley, Dan Golosovker

In January, Addepar, in partnership with the London School of Economics, launched a second round of surveys about managers' capital markets assumptions (CMA). We asked about expectations for short-term and long-term returns, macroeconomic outcomes and recessionary risk. Between January 5 and 31, 2023, 91 investment professionals representing 16,630 portfolios and \$300 billion in assets responded.

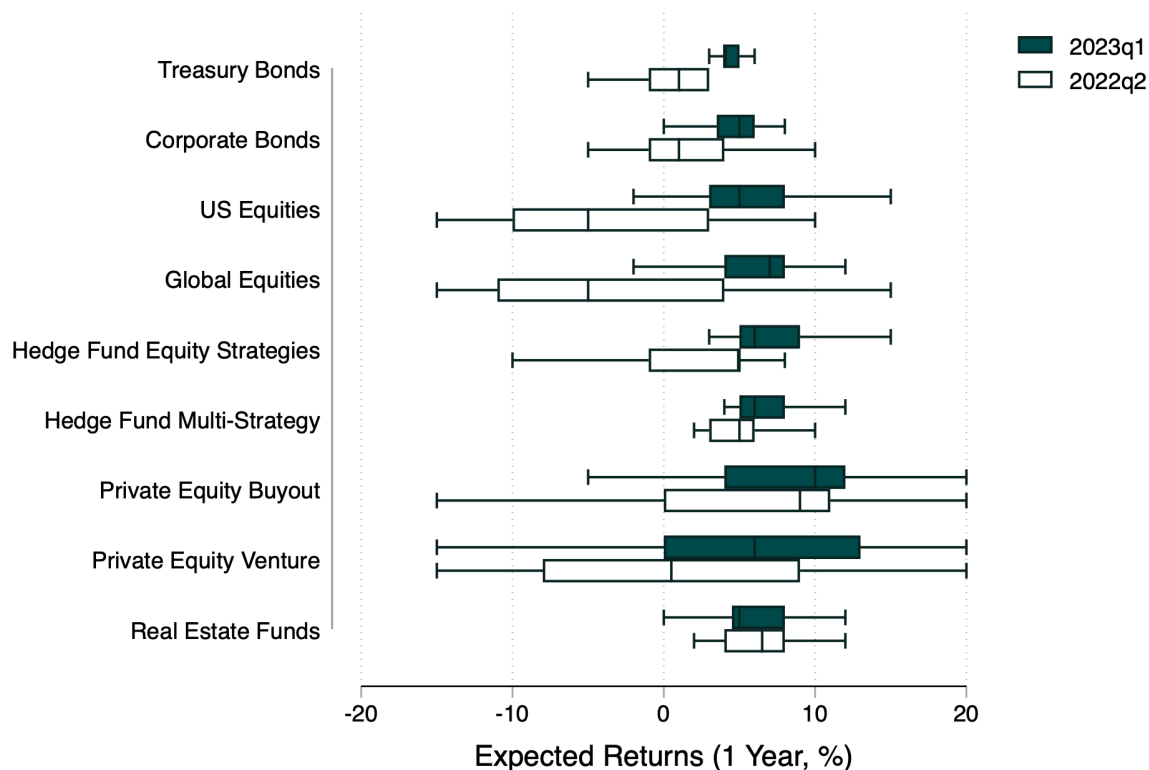
## Key takeaways

- Short-term asset class return expectations increased between mid-2022 and early 2023, particularly in public equities and fixed income.
- Expectations over the long term show substantial opportunities for outperformance, especially in private equity and venture capital.
- Bonds and hedge funds are seen as the best diversifiers in a severe recession.
- Respondents see inflation and growth subsiding substantially from current levels within a year and near-term chances of recession increasing from the previous survey.
- On net, more respondents plan on increasing exposure to public market assets while holding exposure to private markets fixed.

Capital market assumptions are a critical part of strategic portfolio construction, because they provide a basis for expectations of both returns and risk. While many sources of capital market assumptions exist, there are differences in institutional and individual approaches to portfolio management, and information about the trajectories of economies and markets is constantly evolving.



### Exhibit 1: 1-Year Expected Returns<sup>1</sup>

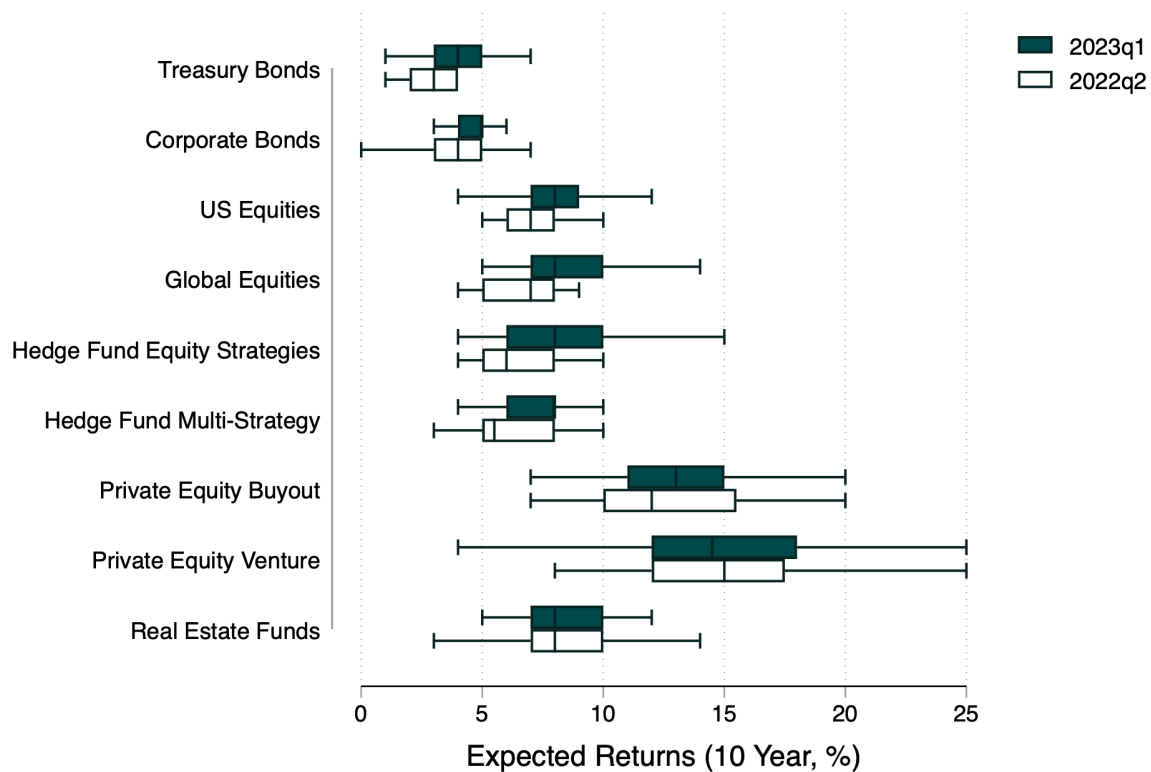


**Near-term uncertainty.** In the first survey round six months ago, respondents' expectations for the coming year featured low median expected returns and substantial disagreement. In the latest survey round, the median expected returns for the coming year are higher for all asset classes surveyed except for real estate. We believe this reflects the resolution of some aspects of underlying uncertainty, particularly inflation and market corrections, while others — such as geopolitical and recession risk — remain. Exhibit 1 shows the median and interquartile range for expectations over a one-year horizon, by asset class, in the latest survey, compared to those in the round conducted in Q2 2022. This change in short-run expectations is most pronounced in public equities and fixed income. (Outliers are excluded from the charts.)

<sup>1</sup> See Methodology section at the bottom of the note for an explanation of box plots.



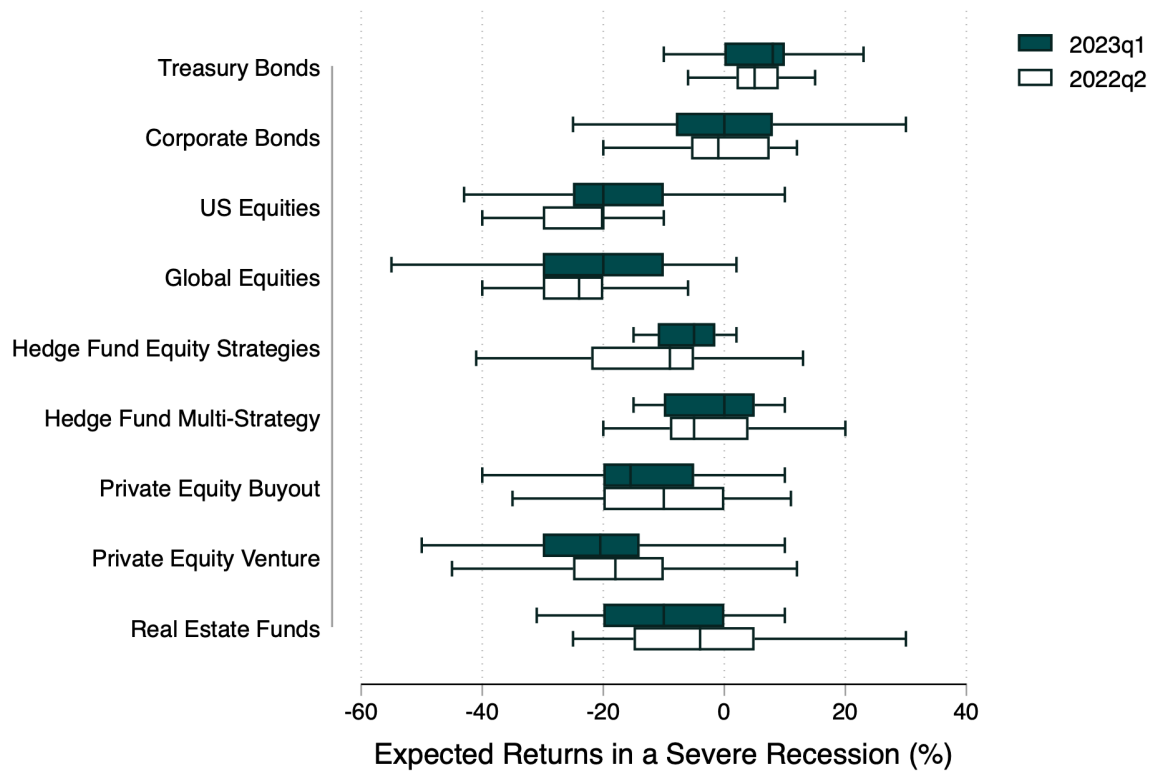
## Exhibit 2: 10-Year Expected Returns



**Long-term growth.** Investors' expectations over a 10-year horizon continue to include substantial opportunities for outperformance, particularly in private equity and venture capital (Exhibit 2). Here, there have been much smaller adjustments in the distribution of investors' expectations at the median relative to short-term expected returns. Keep in mind, most respondents participated in only one survey round, so there may also be aspects of selection bias driving differences in the results. In both survey rounds, investors agree more closely on the likely long-run performance of most asset classes, with substantial dispersion, as is to be expected, around the highest expected performance opportunities.



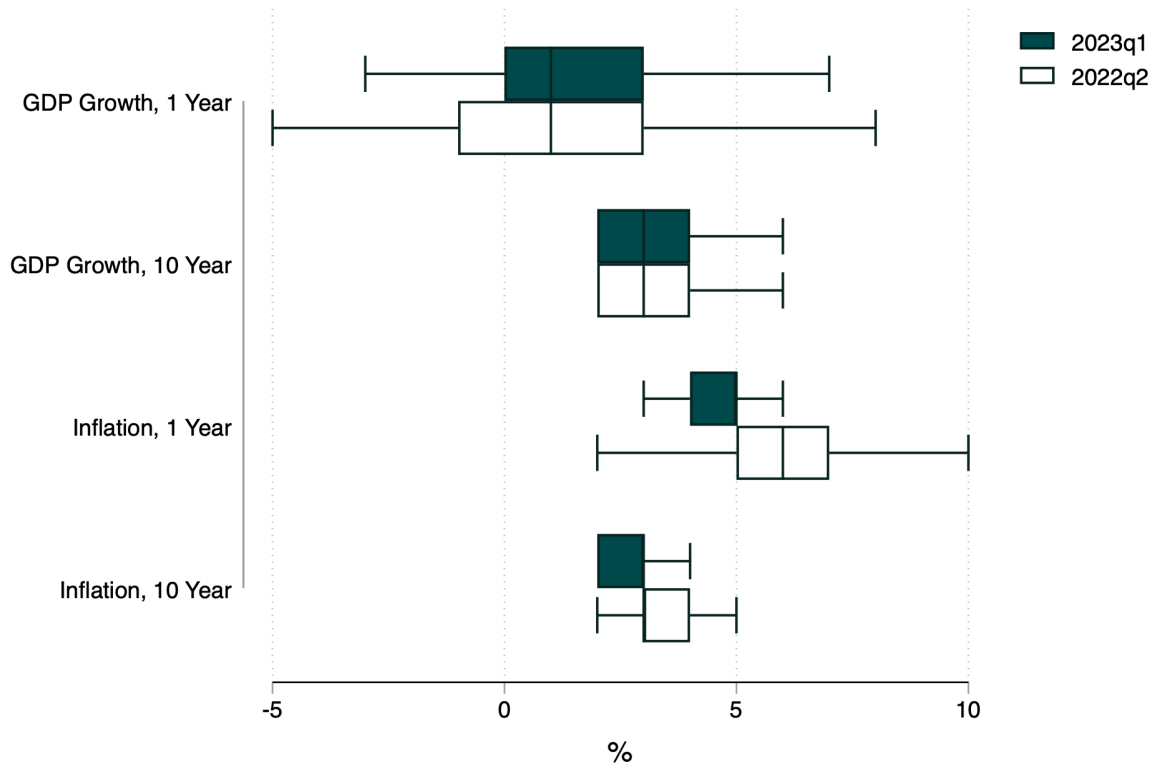
**Exhibit 3: Returns During Severe Recession**



**Risk and hedging.** In both survey rounds, we asked respondents about their expectations of asset-class performance in a severe recession (Exhibit 3). This gives a sense of the respondents’ potential downside risk and diversification expectations across asset classes. Respondents continue to expect bonds and hedge funds to provide the best diversification benefit, with small changes in the distributions consistent with different managers having responded to different rounds of the survey.



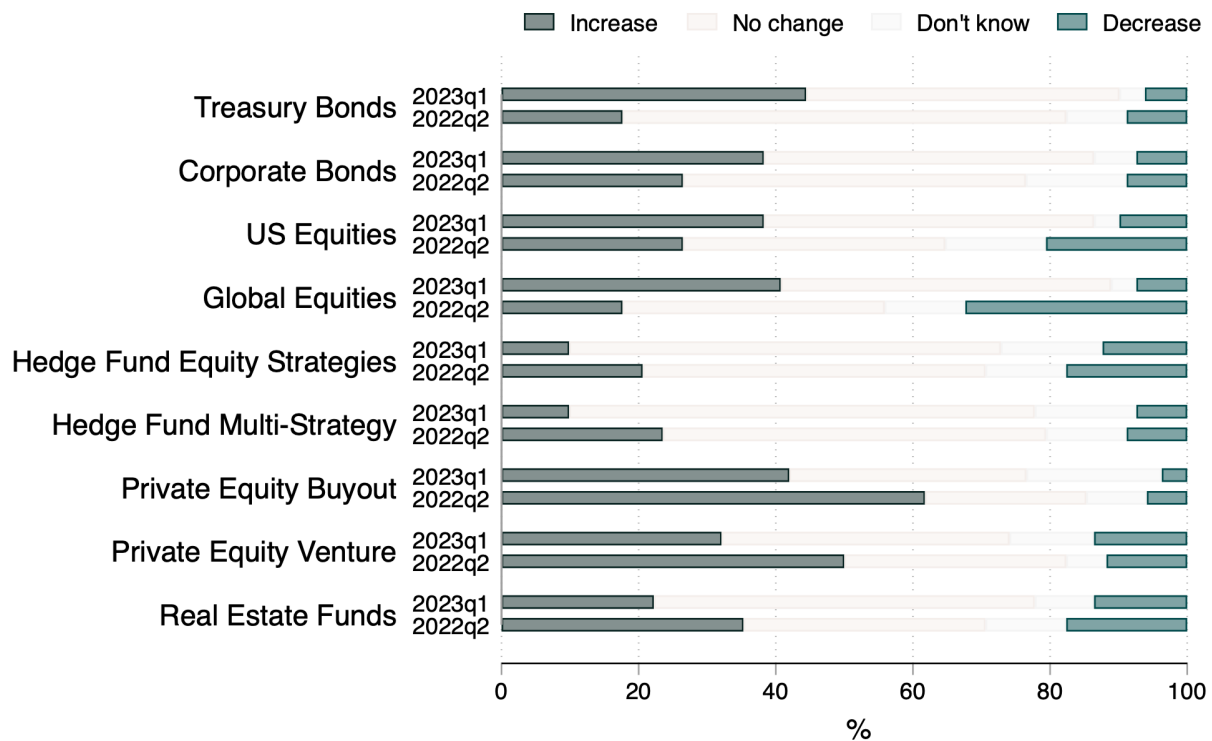
#### Exhibit 4: Macro Outlook



**Overall macroeconomic outlook.** Per Exhibit 4, expectations of nominal GDP growth reflect slightly less downside risk over the next year, because respondents expect nominal GDP growth between zero and three percent, and inflation expectations have moderated slightly to between four and five percent. Relative to the earlier survey round, there's less dispersion in expectations for the short term and in inflation expectations for the long term. There's also a continued pattern of greater dispersion over expectations for the near term versus the long term. Over the next 10 years, respondents expect growth to recover and inflation to return to a lower level. Interestingly, the market is pricing inflation (break-even inflation or the difference between nominal and TIPS yields) to normalize at 2.3%, and inflation expectations of survey respondents align well with this.



**Exhibit 5: Portfolio Changes**



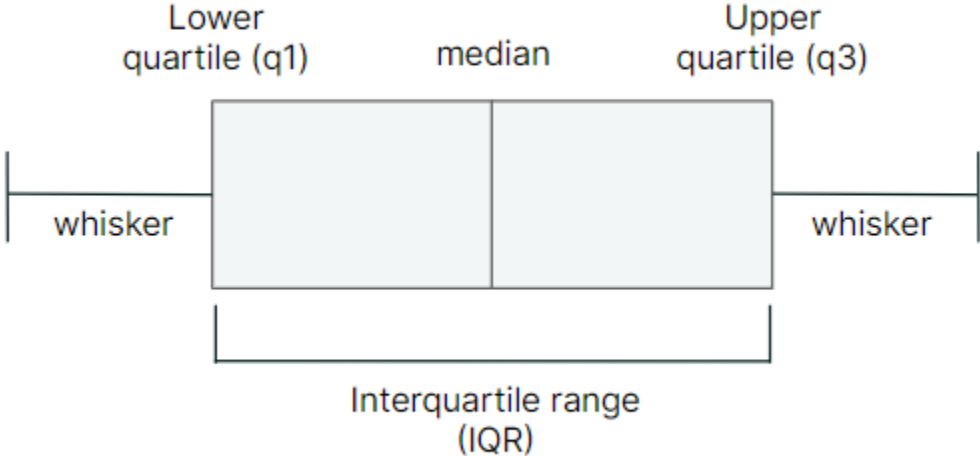
**Planned portfolio changes.** As Exhibit 5 shows, in many asset classes, more respondents are now planning to increase their portfolio allocations to bonds and public equities over the near term. The opposite is true of hedge funds, private equity and real estate, where a larger share are not planning any changes. In multi-strategy hedge funds and venture capital, a growing share either are planning to decrease their allocations or do not know.

**Stay tuned.** We'll continue to run the Capital Market Assumptions survey on a periodic basis. In the coming months, we'll send instructions for participating in the third installment.



# Methodology

Box plots are generated as per the chart below:



\*Whiskers span data points within 1.5 IQR of the nearer quartile.



## Notice and Disclaimers

All information provided by Addepar, Inc. or its subsidiaries (collectively, “Addepar”), including without limitation, all text, data, graphs and charts (collectively, the “Information”), is the property of Addepar and is provided for informational purposes only. The Information may not be modified, reverse-engineered, reproduced or re-disseminated in whole or in part without prior written permission from Addepar. All rights to the Information are reserved by Addepar.

The Information may not be used to create derivative works or to verify or correct other data or information without prior written permission from Addepar. For example (but without limitation), the Information may not be used to create indexes, databases, risk models, analytics, software or in connection with the issuing, offering, sponsoring, managing or marketing of any securities, portfolios, financial products or other investment vehicles utilizing or based on, linked to, tracking or otherwise derived from the Information or any other Addepar data, information, products or services.

The user of the Information assumes the entire risk of any use it may make or permit to be made of the information.

Addepar makes no express or implied warranties or representations with respect to the information (or the results to be obtained, but rather the use thereof), and to the maximum extent permitted by applicable law, Addepar expressly disclaims all implied warranties (including, without limitation, any implied warranties of originality, accuracy, timeliness, non-infringement, completeness, merchantability and fitness for a particular purpose) with respect to any of the information.

Information containing any historical information, data or analysis should not be taken as an indication or guarantee of any future performance, analysis, forecast or prediction. Past performance does not guarantee future results.

The Information should not be relied on and is not a substitute for the skill, judgment and experience of the user, its management, employees, advisors and/or clients when making investment and other business decisions. All Information is impersonal and not tailored to the needs of any person, entity or group of persons.

None of the Information constitutes an offer to sell (or a solicitation of an offer to buy), any security, financial product or other investment vehicle or any trading strategy.

Addepar does not recommend, endorse, approve or otherwise express any opinion regarding any issuer, securities, financial products or instruments or trading strategies and Addepar’s research products or services are not intended to constitute investment advice or a recommendation to make (or refrain from making) any kind of investment decision and may not be relied on as such.

Addepar, Investment Sentiment Index and other Addepar brands and product names are the trademarks, service marks or registered marks of Addepar or its subsidiaries in the United States and other jurisdictions.